
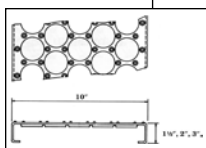


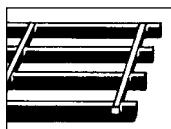
SHUR GRIP

2.0 - 13 Ga.	10 In. DM Galv.
2.0 - 13 Ga.	12 In. DM Galv.
2.0 - .125	10 In. DM Alum.
2.0 - .125	12 In. DM Alum.



BAR GRATING


1.000 - .187	24	x	288 PTD 19W4
1.000 - .187	36	x	288 PTD 19W4
1.250 - .187	24	x	288 PTD 19W4
1.250 - .187	36	x	288 PTD 19W4
1.500 - .187	24	x	288 PTD 19W4
1.500 - .187	36	x	288 PTD 19W4
1.750 - .187	36	x	288 PTD 19W4
2.000 - .187	24	x	288 PTD 19W4
2.000 - .187	36	x	288 PTD 19W4



ROOF DECK

Wide Rib 22 Gauge Painted

36" Wide x Random Length



CONCRETE REINFORCING WIRE MESH

6 x 6 10/10

60" Wide x 10' long sheet
60" Wide x 150' long roll